



FOLLOW-THROUGH INSPECTION REPORT

SAVANNAH PRIMARY SCHOOL

OFFICE OF EDUCATION STANDARDS
NOVEMBER 2017

Table of Contents

Introduction	2
Recommendation 1	4
Recommendation 2	5
Recommendation 3	6
Survey Results	7
Appendix 1	8
Appendix 2	20
Appendix 3	29
Office of Education Standards	40

Introduction

In academic year 2014-15, the Minister for Education commissioned inspections of all government schools. The purpose of the inspections was to provide a baseline assessment of the quality of teaching and its impact on students' learning. Inspectors checked the progress students made, the standards they achieved, the effectiveness of the leadership and management of each school, and the academic standards, notably in English and mathematics. The reports were published during the same academic year and are available on the government website following the link below.

<http://www.education.gov.ky/portal/page/portal/mehhome/education/baseline-inspections-reports>

In academic year 2017-18, the Office of Education Standards commenced follow-through inspections to report on the progress made by each school since the initial visits in 2014-15.

Follow-Through Inspections

During the follow-through visits, inspectors focused upon the recommendations that had been made at the time of the initial baseline inspections. They evaluated whether the school had made sufficient progress in addressing the areas requiring improvement. Inspectors used a four-point scale to comment on progress, with evaluations of excellent, good, satisfactory or weak.

Views of stakeholders

As part of the follow-through inspections, parents, staff and students (Y5 upwards) were invited to comment upon the work of the school by completing an on-line survey. The results from the survey are included within this report.

Follow-Through Inspection of Savannah Primary School

The Follow-Through Inspection of Savannah Primary School took place from 21st to 23rd November 2017. The inspectorate gathered evidence through lesson observations and discussions with staff and students. School documents and, where applicable, examination and assessment data were also reviewed.

Consistency in quantitative terminology

Inspectors use quantitative terms in reports, as follows.

	Definition	Numerical
All	The whole – as used when referring to quantity, extent, or duration.	100%
Almost all	90% and more	90% to 99%
Most	Three quarters or more but less than 90%	75% to 89%
Majority	Half or more but less than three quarters	50% to 74%
Minority	15% or more but less than half	15% to 49%
Few	Up to 15%	0% to 14%

Summary

During this Follow-Through Inspection, the inspectorate evaluated the progress that has been made by Savannah Primary School in addressing the three recommendations from the previous inspection report of 2014/15.

The inspectorate judged that there has been **satisfactory** progress overall.

Recommendation 1

Improve the quality of teaching and ensure that staff have the core knowledge so that they are more effective in their teaching, particularly in mathematics.

The school has made **satisfactory** progress in addressing this recommendation.

The quality of teaching in the school had improved since the last inspection in January 2015. During the Follow-Through Inspection, 26 lessons were observed, across all stages of the school, including Reception classes and in a range of subject areas. Almost all of the permanent full-time teachers working in the school were observed during the Follow-Through Inspection. The quality of teaching in most lessons was judged to be satisfactory or better. Specialist teachers, particularly in music and Information Technology (IT) were highly effective and their lessons were characterised by skilled questioning, good lesson structure and tasks which successfully engaged and motivated students. Less effective teaching was noted in certain Reception classes where good routines for learning had yet to be established with the children. Also, in certain Year 1 and Year 3 classes, students with additional needs were not provided with sufficient support to successfully access the curriculum.

Teachers reported that, since the last inspection, they had benefited from a good range of training which had helped improve their professional practice. In mathematics for example, regular planning visits from the Ministry of Education Numeracy Specialist and Department of Education Services coaches had supported teachers to prepare more interesting lessons for students. As a consequence of this support, the curriculum for mathematics was more effectively structured across the school. By focusing by upon real-life contexts for mathematical learning, teachers made the subject more relevant and meaningful for students.

Developments in the standard of teaching had led to some improved outcomes for students in reading and mathematics in the previous two years. However, standards of achievement at Y6 in reading, writing and mathematics remained weak and significantly below expected levels. In 2017, only around one third of students left Savannah Primary School achieving the expected level of skills in writing. The school requires a more urgent focus and clearer strategy to improve the standard of writing for all students.

Although teaching was broadly satisfactory in the school an identified weakness was the infrequent use of information and communication technology by students in their homeroom classes. With the exception of specialist IT lessons, students made insufficient use of laptops or other portable technology to aid their learning.

Recommendation 2

Ensure that staff use the regular assessment data available in order that they evaluate and provide for all abilities in their classes.

The school has made **satisfactory** progress in addressing this recommendation.

A wide range of assessments were used by the school to check students' achievement and progress in key areas of learning. The assessment findings were used primarily to identify students requiring additional help with reading and mathematics. At the start of the current academic year, intervention programmes had been introduced to provide regular and focused support for small groups of students in reading and in mathematics. The sessions took place every day for selected students and provided effective one-to-one support, promoting good student progress.

At the beginning of the year, teachers had been provided with a breadth of data pertaining to students' strengths and weaknesses in reading and mathematics. This information was not used effectively by all teachers to ensure that tasks were well matched to the range of students' needs. For example, reading assessments undertaken in Year 2 provided diagnostic analysis of students' ability to identify common letter sounds and names. This information did not guide the content of lessons with sufficient regularity to make sure the students' weaknesses were addressed and their progress maximised.

Over one third of the lessons observed during the Follow-Through Inspection were judged to be good or better. In these lessons, teachers ensured that the work set for the students was well matched to their different learning needs. As a consequence, higher achieving students were challenged and their skills were effectively promoted. However, in other less effective lessons, activities were insufficiently challenging, demanding or engaging for able students.

Recommendation 3

Clearly identify the responsibilities of management within the school.

The school has made **satisfactory** progress in addressing this recommendation.

There have been a number of changes to the leadership structure in the school since the last inspection. The Senior Leadership Team consisted of the Principal and two Deputy Headteachers. The remits for the three staff were appropriate and reflected the key priorities identified as requiring improvement at the time of the last inspection. One Deputy Headteacher had responsibility for teaching and learning and another for positive behaviour management. The remits for the three leaders were clear but had yet to be formalised into written job descriptions. All three members of the team contributed to monitoring and evaluation processes within the school. Good systems were in place but these were not yet fully effective in ensuring the required improvements in standards.

A second tier of leadership consisted of the heads of key stages, the Special Educational Needs Co-ordinator and the Primary Years Programme (PYP) curriculum co-ordinator. Although these teachers had job descriptions and remits in place for their roles, their impact upon consistency of practice in their areas of responsibility needed further development.

The school currently offers the Primary Years Programme from the International Baccalaureate Organisation (IBO) and is seeking verification from the IBO regarding the programme. The curriculum has a distinct approach which involves the use of six inter-disciplinary themes every year to plan the content of lessons. During the Follow-Through Inspection it was noted that the teachers were less confident and less skilled in planning and delivering the PYP curriculum than teaching core curriculum subjects. The Ministry of Education, in collaboration with the staff of the school, should consider the effectiveness of the current curriculum model as a means of raising standards in Savannah Primary School. The remit of current leaders will also require review to ensure consistency of practice in terms of curriculum design and delivery.

Survey Results

65 parents, 18 staff and 74 students completed the on-line survey. The results from the survey are detailed in Appendices One, Two and Three to this report.

Most parents expressed satisfaction with the work of the school. They felt that their children were making good progress in English and mathematics. They were less sure of their children's progress in science. Most stated that their children were kept safe and were well cared for by staff. A significant minority felt that communication between the school and parents could be improved since this was not considered to be sufficiently effective nor timely. Most parents reported that their children enjoyed lessons and that staff helped the children develop a strong sense of responsibility as they reached the upper primary years.

Y5 and Y6 students completed the survey in school. Most stated that they enjoyed their lessons and were able to participate in a good range of extra-curricular activities provided by staff. Most felt that they were making good progress in their studies in English and mathematics. A significant minority were unsure of their progress in science. Although most students felt safe and cared for at their school, a significant minority did not believe issues were always tackled fairly, when they arose. Almost all students stated that they received the right amount of homework and felt that teachers regularly gave helpful guidance to them about what they needed to do to improve their learning.

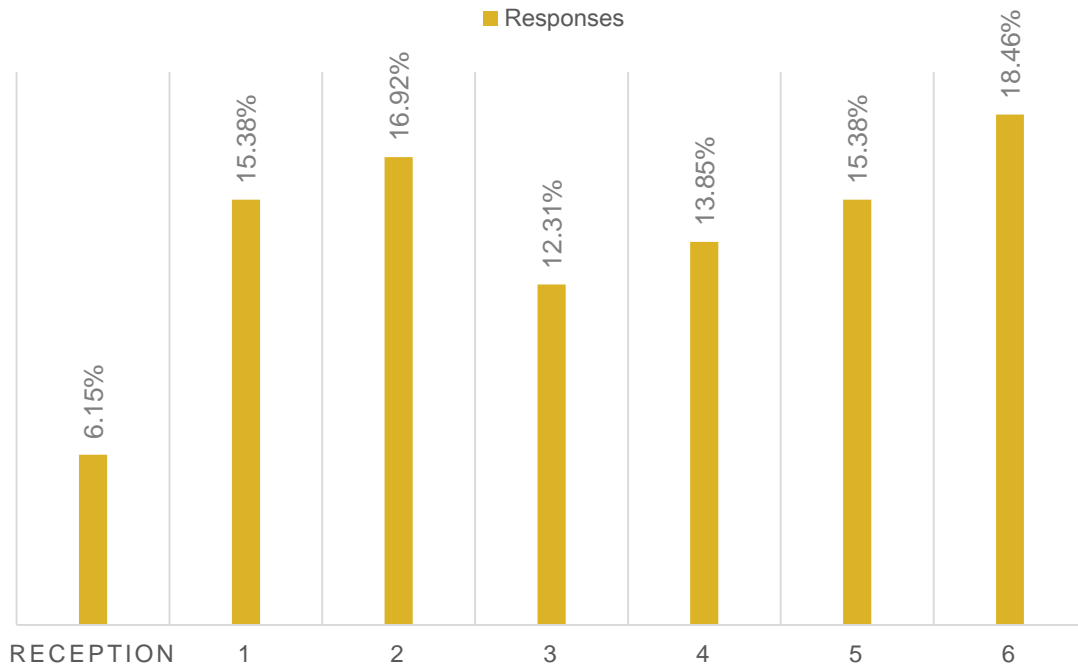
The staff survey was completed mainly by teachers, a majority of whom had worked in the school for three or more years. Most staff felt that Savannah Primary School offered a safe and caring environment for all members of the school community. A majority of staff stated that parents were not yet effectively involved in the work of the school. A majority of staff believed that the school was well led and that their professional development needs were met by the school, the Ministry of Education and the Department of Education Services.

What happens next?

As overall progress has been judged as **satisfactory**, there will be no further Follow-Through Inspections of the school. The school will receive a full inspection from the Office of Education Standards within the next four-year cycle, which commences from September 2018.

Office of Education Standards | Parent Survey 2018

In which grade/year is your eldest child?



Response	Count
Answered	65
Skipped	0

How many years has your eldest child been at this school?

Response	Percentage	Count
Less than one year	17.19%	11
More than one year but less than three years	31.25%	20
More than three years	51.56%	33
	Answered	64
	Skipped	1

What is your nationality?

86.15%

Caymanian

13.85%

Non-Caymanian

My child is making good progress in English.

Response	Percentage	Count
Strongly Agree	25.00%	16
Agree	56.25%	36
Disagree	14.06%	9
Strongly Disagree	0.00%	0
I am unsure or unable to answer the question	4.69%	3
	Answered	64
	Skipped	1

My child is making good progress in mathematics.

Response	Percentage	Count
Strongly Agree	20.31%	13
Agree	53.13%	34
Disagree	18.75%	12
Strongly Disagree	1.56%	1
I am unsure or unable to answer the question	6.25%	4
	Answered	64
	Skipped	1

My child is making good progress in science.

Response	Percentage	Count
Strongly Agree	4.69%	3
Agree	40.63%	26
Disagree	12.50%	8
Strongly Disagree	3.13%	2
I am unsure or unable to answer the question	39.06%	25
	Answered	64
	Skipped	1

Overall, in all other subjects, my child is making good progress in their learning.

Response	Percentage	Count
Strongly Agree	20.31%	13
Agree	60.94%	39
Disagree	12.50%	8
Strongly Disagree	0.00%	0
I am unsure or unable to answer the question	6.25%	4
	Answered	64
	Skipped	1

The behaviour of most students in the school is good.

Response	Percentage	Count
Strongly Agree	6.56%	4
Agree	57.38%	35
Disagree	21.31%	13
Strongly Disagree	0.00%	0
I am unsure or unable to answer the question	14.75%	9
	Answered	61
	Skipped	4

My child is developing a good sense of responsibility as a member of the wider community.

Response	Percentage	Count
Strongly Agree	24.19%	15
Agree	72.58%	45
Disagree	1.61%	1
Strongly Disagree	0.00%	0
I am unsure or unable to answer the question	1.61%	1
	Answered	62
	Skipped	3

My child is developing good environmental understanding.

Response	Percentage	Count
Strongly Agree	19.35%	15
Agree	67.74%	45
Disagree	6.45%	1
Strongly Disagree	0.00%	0
I am unsure or unable to answer the question	6.45%	1
	Answered	62
	Skipped	3

The quality of teaching is good.

Response	Percentage	Count
Strongly Agree	12.90%	8
Agree	69.35%	43
Disagree	11.29%	7
Strongly Disagree	1.61%	1
I am unsure or unable to answer the question	4.84%	3
	Answered	62
	Skipped	3

My child enjoys most lessons.

Response	Percentage	Count
Strongly Agree	17.74%	11
Agree	70.97%	44
Disagree	6.45%	4
Strongly Disagree	0.00%	0
I am unsure or unable to answer the question	4.84%	3
	Answered	62
	Skipped	3

My child is inspired to learn.

Response	Percentage	Count
Strongly Agree	22.58%	14
Agree	59.68%	37
Disagree	9.68%	6
Strongly Disagree	1.61%	1
I am unsure or unable to answer the question	6.45%	4
	Answered	62
	Skipped	3

My child can join in a good range of extra-curricular activities provided by the school.

Response	Percentage	Count
Strongly Agree	21.31%	13
Agree	40.98%	25
Disagree	31.15%	19
Strongly Disagree	4.92%	3
I am unsure or unable to answer the question	1.64%	1
	Answered	61
	Skipped	4

The school provides the subjects my child wishes to study.

Response	Percentage	Count
Strongly Agree	11.29%	7
Agree	54.84%	34
Disagree	11.29%	7
Strongly Disagree	1.61%	1
I am unsure or unable to answer the question	20.97%	13
	Answered	62
	Skipped	3

The quality and amount of homework is appropriate.

Response	Percentage	Count
Strongly Agree	8.06%	5
Agree	66.13%	41
Disagree	20.97%	13
Strongly Disagree	3.23%	2
I am unsure or unable to answer the question	1.61%	1
	Answered	62
	Skipped	3

My child is safe and cared for at school.

Response	Percentage	Count
Strongly Agree	30.00%	18
Agree	60.00%	36
Disagree	5.00%	3
Strongly Disagree	1.67%	1
I am unsure or unable to answer the question	3.33%	2
	Answered	60
	Skipped	5

The school helps my child choose a healthy lifestyle.

Response	Percentage	Count
Strongly Agree	16.67%	10
Agree	58.33%	35
Disagree	11.67%	7
Strongly Disagree	0.00%	0
I am unsure or unable to answer the question	13.33%	8
	Answered	60
	Skipped	5

My child is safe while on school buses.

Response	Percentage	Count
Strongly Agree	11.48%	7
Agree	40.98%	25
Disagree	6.56%	4
Strongly Disagree	1.64%	1
I am unsure or unable to answer the question	39.34%	24
	Answered	61
	Skipped	4

My child is treated fairly at school.

Response	Percentage	Count
Strongly Agree	16.67%	10
Agree	65.00%	39
Disagree	1.67%	1
Strongly Disagree	10.00%	6
I am unsure or unable to answer the question	6.67%	4
	Answered	60
	Skipped	5

The school deals effectively with incidents of bullying.

Response	Percentage	Count
Strongly Agree	14.75%	9
Agree	31.15%	19
Disagree	11.48%	7
Strongly Disagree	0.00%	0
I am unsure or unable to answer the question	42.62%	26
	Answered	61
	Skipped	4

The school helps my child make good choices about his or her future education and career.

Response	Percentage	Count
Strongly Agree	13.33%	8
Agree	26.67%	16
Disagree	10.00%	6
Strongly Disagree	1.67%	1
I am unsure or unable to answer the question	48.33%	29
	Answered	60
	Skipped	5

The school provides good support to students with special educational needs.

Response	Percentage	Count
Strongly Agree	6.56%	4
Agree	26.23%	16
Disagree	11.48%	7
Strongly Disagree	3.28%	2
I am unsure or unable to answer the question	52.46%	32
	Answered	61
	Skipped	4

The school is well led.

Response	Percentage	Count
Strongly Agree	15.25%	9
Agree	49.15%	29
Disagree	11.86%	7
Strongly Disagree	8.47%	5
I am unsure or unable to answer the question	15.25%	9
	Answered	59
	Skipped	6

I receive good information about the school's improvement plans.

Response	Percentage	Count
Strongly Agree	13.33%	8
Agree	41.67%	25
Disagree	28.33%	17
Strongly Disagree	8.33%	5
I am unsure or unable to answer the question	8.33%	5
	Answered	60
	Skipped	5

Communication between the school and parents is effective and timely.

Response	Percentage	Count
Strongly Agree	18.33%	11
Agree	41.67%	25
Disagree	25.00%	15
Strongly Disagree	13.33%	8
I am unsure or unable to answer the question	1.67%	1
	Answered	60
	Skipped	5

The school responds appropriately to parental concerns.

Response	Percentage	Count
Strongly Agree	13.33%	8
Agree	50.00%	30
Disagree	20.00%	12
Strongly Disagree	3.33%	2
I am unsure or unable to answer the question	13.33%	8
	Answered	60
	Skipped	5

School reports are regular and informative.

Response	Percentage	Count
Strongly Agree	20.00%	12
Agree	56.67%	34
Disagree	15.00%	9
Strongly Disagree	3.33%	2
I am unsure or unable to answer the question	5.00%	3
	Answered	60
	Skipped	5

Parent-teacher meetings are helpful and held regularly.

Response	Percentage	Count
Strongly Agree	16.67%	10
Agree	65.00%	39
Disagree	11.67%	7
Strongly Disagree	1.67%	1
I am unsure or unable to answer the question	5.00%	3
	Answered	60
	Skipped	5

Parents are effectively involved in the work of the school.

Response	Percentage	Count
Strongly Agree	15.00%	9
Agree	48.33%	29
Disagree	11.67%	7
Strongly Disagree	5.00%	3
I am unsure or unable to answer the question	20.00%	12
	Answered	60
	Skipped	5

The school enjoys good links with the wider community.

Response	Percentage	Count
Strongly Agree	13.33%	8
Agree	36.67%	22
Disagree	15.00%	9
Strongly Disagree	0.00%	0
I am unsure or unable to answer the question	35.00%	21
	Answered	60
	Skipped	5

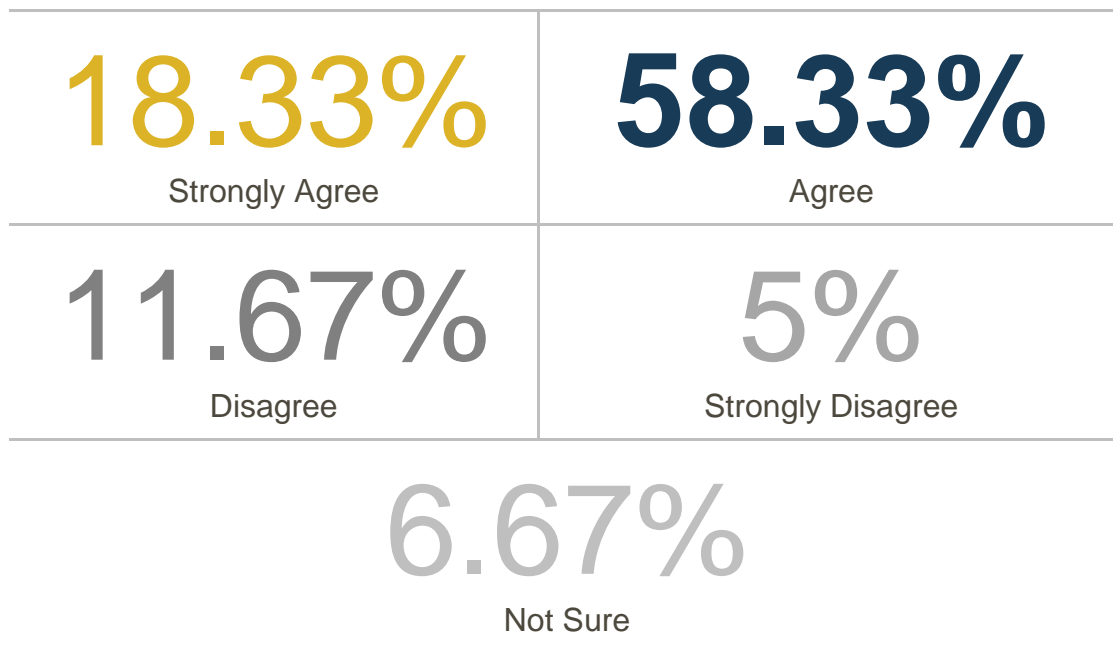
The school has appropriately qualified and suitably skilled teachers and staff.

Response	Percentage	Count
Strongly Agree	17.24%	10
Agree	58.62%	34
Disagree	10.34%	6
Strongly Disagree	1.72%	1
I am unsure or unable to answer the question	12.07%	7
	Answered	58
	Skipped	7

The school provides good quality resources for my child's learning.

Response	Percentage	Count
Strongly Agree	13.33%	8
Agree	66.67%	40
Disagree	10.00%	6
Strongly Disagree	1.67%	1
I am unsure or unable to answer the question	8.33%	5
	Answered	60
	Skipped	5

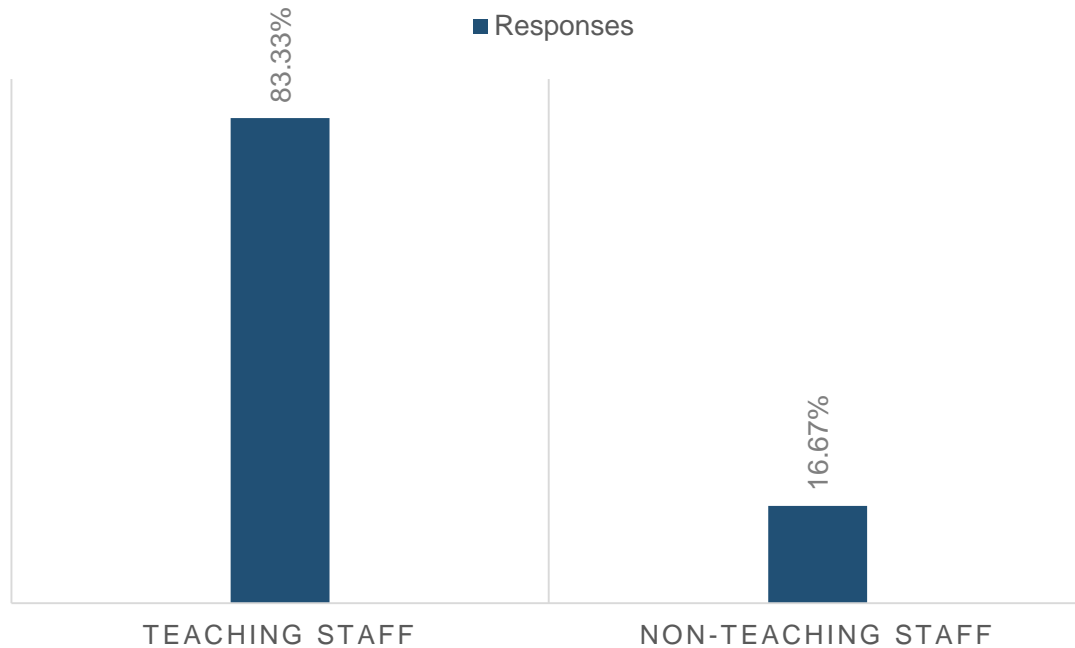
Overall, I am satisfied with the quality of education provided at this school.



Response	Count
Answered	60
Skipped	5

Office of Education Standards | Staff Survey 2018

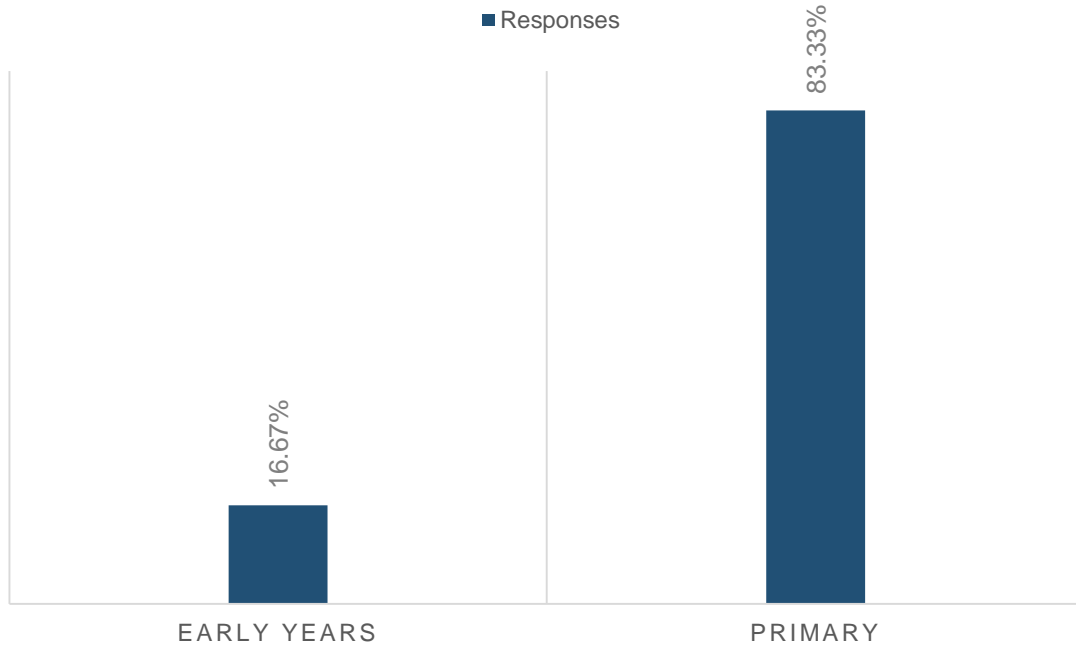
What is your role in the school?



How long have you worked at this school?

Response	Percentage	Count
One year or less	33.33%	6
More than one year but less than three years	11.11%	2
Three years or more	55.56%	10
	Answered	18
	Skipped	0

Which age-group of students are you mostly supporting?



What is your nationality?

50%

Caymanian

50%

Non-Caymanian

The behaviour of most students in the school is good.

Response	Percentage	Count
Strongly Agree	11.11%	2
Agree	61.11%	11
Disagree	11.11%	2
Strongly Disagree	11.11%	2
I am unsure or unable to answer the question	5.56%	1
	Answered	18
	Skipped	0

Most students at this school understand their responsibilities as members of a wider community.

Response	Percentage	Count
Strongly Agree	0.00%	0
Agree	55.56%	10
Disagree	11.11%	2
Strongly Disagree	11.11%	2
I am unsure or unable to answer the question	22.22%	4
	Answered	18
	Skipped	0

Most students at this school show good environmental understanding.

Response	Percentage	Count
Strongly Agree	0.00%	0
Agree	55.56%	10
Disagree	33.33%	6
Strongly Disagree	5.56%	1
I am unsure or unable to answer the question	5.56%	1
	Answered	18
	Skipped	0

There are good assessment systems in this school.

Response	Percentage	Count
Strongly Agree	11.11%	2
Agree	66.67%	12
Disagree	22.22%	4
Strongly Disagree	0.00%	0
I am unsure or unable to answer the question	0.00%	0
	Answered	18
	Skipped	0

Students can join in a good range of extra-curricular activities provided by the school.

Response	Percentage	Count
Strongly Agree	11.11%	2
Agree	83.33%	15
Disagree	5.56%	1
Strongly Disagree	0.00%	0
I am unsure or unable to answer the question	0.00%	0
	Answered	18
	Skipped	0

This school regularly informs students of their next steps in learning.

Response	Percentage	Count
Strongly Agree	5.56%	1
Agree	77.78%	14
Disagree	16.67%	3
Strongly Disagree	0.00%	0
I am unsure or unable to answer the question	0.00%	0
	Answered	18
	Skipped	0

There is a safe and caring environment for all members of this school community.

Response	Percentage	Count
Strongly Agree	22.22%	4
Agree	66.67%	12
Disagree	5.56%	1
Strongly Disagree	5.56%	1
I am unsure or unable to answer the question	0.00%	0
	Answered	18
	Skipped	0

The school helps students to choose a healthy life style.

Response	Percentage	Count
Strongly Agree	11.11%	2
Agree	55.56%	10
Disagree	33.33%	6
Strongly Disagree	0.00%	0
I am unsure or unable to answer the question	0.00%	0
	Answered	18
	Skipped	0

Students are treated fairly at this school.

Response	Percentage	Count
Strongly Agree	33.33%	6
Agree	61.11%	11
Disagree	5.56%	1
Strongly Disagree	0.00%	0
I am unsure or unable to answer the question	0.00%	0
	Answered	18
	Skipped	0

The school deals effectively with incidents of bullying.

Response	Percentage	Count
Strongly Agree	17.65%	3
Agree	58.82%	10
Disagree	0.00%	0
Strongly Disagree	5.88%	1
I am unsure or unable to answer the question	17.65%	3
	Answered	17
	Skipped	1

The school helps students make good choices about their future education and career.

Response	Percentage	Count
Strongly Agree	5.56%	1
Agree	55.56%	10
Disagree	11.11%	2
Strongly Disagree	0.00%	0
I am unsure or unable to answer the question	27.78%	5
	Answered	18
	Skipped	0

The school provides good support to students with special educational needs.

Response	Percentage	Count
Strongly Agree	5.56%	1
Agree	55.56%	10
Disagree	27.78%	5
Strongly Disagree	11.11%	2
I am unsure or unable to answer the question	0.00%	0
	Answered	18
	Skipped	0

The school is well led.

Response	Percentage	Count
Strongly Agree	11.11%	2
Agree	55.56%	10
Disagree	16.67%	3
Strongly Disagree	16.67%	3
I am unsure or unable to answer the question	0.00%	0
	Answered	18
	Skipped	0

I am involved in the process of school self-evaluation and improvement planning.

Response	Percentage	Count
Strongly Agree	22.22%	4
Agree	61.11%	11
Disagree	16.67%	3
Strongly Disagree	0.00%	0
I am unsure or unable to answer the question	0.00%	0
	Answered	18
	Skipped	0

The school effectively supports my continuing professional development.

Response	Percentage	Count
Strongly Agree	16.67%	3
Agree	55.56%	10
Disagree	16.67%	3
Strongly Disagree	5.56%	1
I am unsure or unable to answer the question	5.56%	1
	Answered	18
	Skipped	0

Parent teacher meetings are well attended and helpful.

Response	Percentage	Count
Strongly Agree	0.00%	0
Agree	38.89%	7
Disagree	44.44%	8
Strongly Disagree	16.67%	3
I am unsure or unable to answer the question	0.00%	0
	Answered	18
	Skipped	0

Parents are effectively involved in the work of the school.

Response	Percentage	Count
Strongly Agree	0.00%	0
Agree	33.33%	6
Disagree	44.44%	8
Strongly Disagree	16.67%	3
I am unsure or unable to answer the question	5.56%	1
	Answered	18
	Skipped	0

The school enjoys good links with the wider community.

Response	Percentage	Count
Strongly Agree	5.56%	1
Agree	61.11%	11
Disagree	27.78%	5
Strongly Disagree	0.00%	0
I am unsure or unable to answer the question	5.56%	1
	Answered	18
	Skipped	0

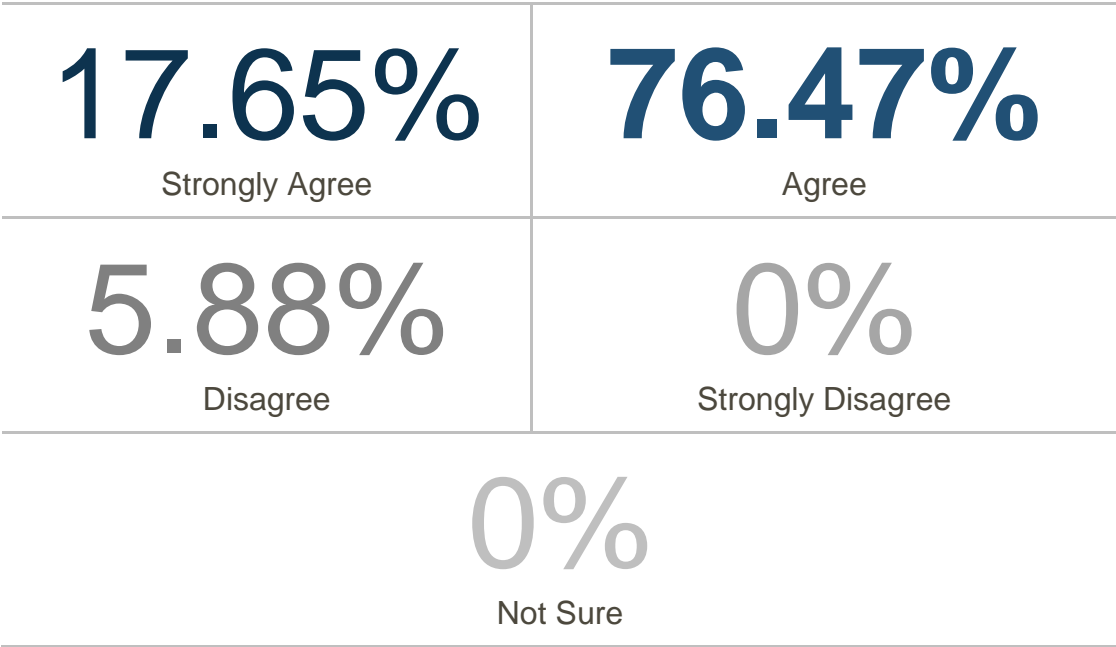
The school has appropriately qualified and suitably skilled teachers and staff.

Response	Percentage	Count
Strongly Agree	33.33%	6
Agree	66.67%	12
Disagree	0.00%	0
Strongly Disagree	0.00%	0
I am unsure or unable to answer the question	0.00%	0
	Answered	18
	Skipped	0

There are sufficient resources of good quality to support my teaching.

Response	Percentage	Count
Strongly Agree	16.67%	3
Agree	55.56%	10
Disagree	16.67%	3
Strongly Disagree	11.11%	2
I am unsure or unable to answer the question	0.00%	0
	Answered	18
	Skipped	0

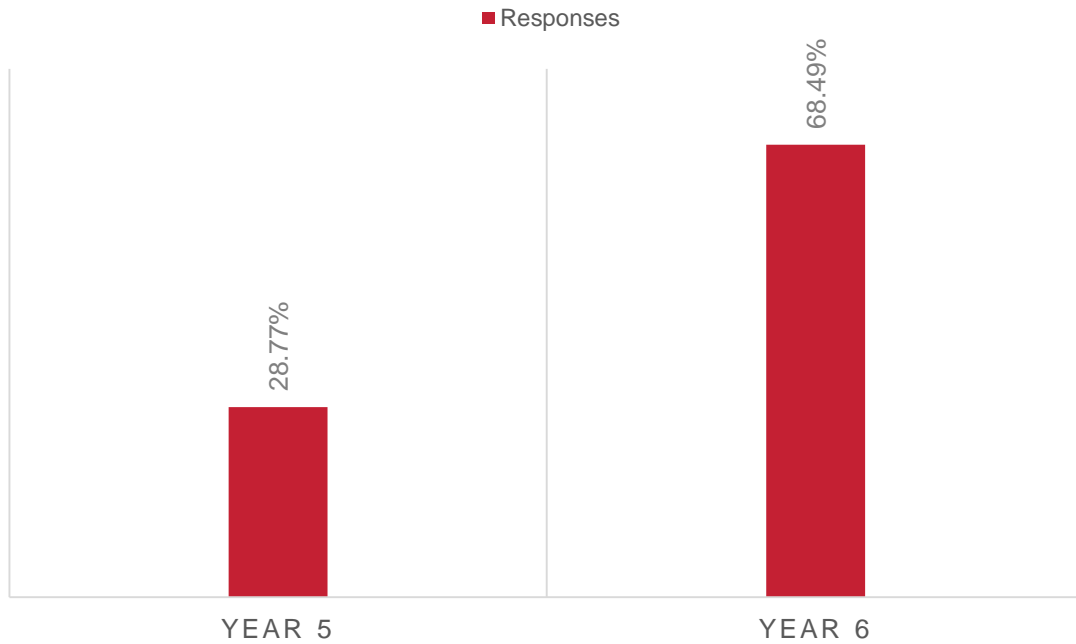
Overall, this school provides a good quality of education.



Response	Count
Answered	17
Skipped	1

Office of Education Standards | Student Survey 2018

Which is your current year group?



What is your nationality?

73.33%

Caymanian

26.67%

Non-Caymanian

Please state your gender.

41

Boys

34

Girls

I am making good progress in English.

Response	Percentage	Count
Strongly Agree	17.57%	13
Agree	67.57%	50
Disagree	5.41%	4
Strongly Disagree	0.00%	0
I am unsure or unable to answer the question	9.46%	7
	Answered	74
	Skipped	1

I am making good progress in mathematics.

Response	Percentage	Count
Strongly Agree	50.00%	37
Agree	32.43%	24
Disagree	5.41%	4
Strongly Disagree	4.05%	3
I am unsure or unable to answer the question	8.11%	6
	Answered	74
	Skipped	1

I am making good progress in science.

Response	Percentage	Count
Strongly Agree	16.22%	12
Agree	40.54%	30
Disagree	13.51%	10
Strongly Disagree	1.35%	1
I am unsure or unable to answer the question	28.38%	21
	Answered	74
	Skipped	1

Overall, in all other subjects, I am making good progress in my learning.

Response	Percentage	Count
Strongly Agree	34.67%	26
Agree	54.67%	41
Disagree	5.33%	4
Strongly Disagree	1.33%	1
I am unsure or unable to answer the question	4.00%	3
	Answered	75
	Skipped	0

The behaviour of most students in the school is good.

Response	Percentage	Count
Strongly Agree	20.27%	15
Agree	50.00%	37
Disagree	21.62%	16
Strongly Disagree	2.70%	2
I am unsure or unable to answer the question	5.41%	4
	Answered	74
	Skipped	1

Most students at my school understand their responsibilities as members of a wider community.

Response	Percentage	Count
Strongly Agree	10.81%	8
Agree	54.05%	40
Disagree	25.68%	19
Strongly Disagree	1.35%	1
I am unsure or unable to answer the question	8.11%	6
	Answered	74
	Skipped	1

Most students at my school show good environmental understanding.

Response	Percentage	Count
Strongly Agree	18.67%	14
Agree	46.67%	35
Disagree	24.00%	18
Strongly Disagree	0.00%	0
I am unsure or unable to answer the question	10.67%	8
	Answered	75
	Skipped	0

Most of my lessons are good.

Response	Percentage	Count
Strongly Agree	62.16%	46
Agree	31.08%	23
Disagree	4.05%	3
Strongly Disagree	1.35%	1
I am unsure or unable to answer the question	1.35%	1
	Answered	74
	Skipped	1

I enjoy most lessons.

Response	Percentage	Count
Strongly Agree	39.19%	29
Agree	52.70%	39
Disagree	2.70%	2
Strongly Disagree	1.35%	1
I am unsure or unable to answer the question	4.05%	3
	Answered	74
	Skipped	1

My teachers help me understand how well I am doing in my school work.

Response	Percentage	Count
Strongly Agree	42.67%	32
Agree	46.67%	35
Disagree	4.00%	3
Strongly Disagree	2.67%	2
I am unsure or unable to answer the question	4.00%	3
	Answered	75
	Skipped	0

I can join in a good range of extra-curricular activities provided by my school.

Response	Percentage	Count
Strongly Agree	29.73%	22
Agree	50.00%	37
Disagree	8.11%	6
Strongly Disagree	4.05%	3
I am unsure or unable to answer the question	8.11%	6
	Answered	74
	Skipped	1

My school provides the subjects I wish to study.

Response	Percentage	Count
Strongly Agree	25.68%	19
Agree	55.41%	41
Disagree	12.16%	9
Strongly Disagree	1.35%	1
I am unsure or unable to answer the question	5.41%	4
	Answered	74
	Skipped	1

I get the right amount of homework to help with my learning.

Response	Percentage	Count
Strongly Agree	54.05%	40
Agree	39.19%	29
Disagree	4.05%	3
Strongly Disagree	1.35%	1
I am unsure or unable to answer the question	1.35%	1
	Answered	74
	Skipped	1

Teachers explain to me how I can do better.

Response	Percentage	Count
Strongly Agree	60.00%	45
Agree	34.67%	26
Disagree	1.33%	1
Strongly Disagree	1.33%	1
I am unsure or unable to answer the question	2.67%	2
	Answered	75
	Skipped	0

I feel safe and cared for at my school.

Response	Percentage	Count
Strongly Agree	27.03%	20
Agree	48.65%	36
Disagree	13.51%	10
Strongly Disagree	4.05%	3
I am unsure or unable to answer the question	6.76%	5
	Answered	74
	Skipped	1

The school helps students choose a healthy lifestyle.

Response	Percentage	Count
Strongly Agree	23.29%	17
Agree	38.36%	28
Disagree	2.74%	2
Strongly Disagree	6.85%	5
I am unsure or unable to answer the question	28.77%	21
	Answered	73
	Skipped	2

I feel safe on school buses.

Response	Percentage	Count
Strongly Agree	18.92%	14
Agree	44.59%	33
Disagree	16.22%	12
Strongly Disagree	10.81%	8
I am unsure or unable to answer the question	9.46%	7
	Answered	74
	Skipped	1

I am treated fairly at school.

Response	Percentage	Count
Strongly Agree	18.92%	14
Agree	47.30%	35
Disagree	8.11%	6
Strongly Disagree	17.57%	13
I am unsure or unable to answer the question	8.11%	6
	Answered	74
	Skipped	1

If there is bullying the school will do something to stop it.

Response	Percentage	Count
Strongly Agree	48.65%	36
Agree	37.84%	28
Disagree	2.70%	2
Strongly Disagree	4.05%	3
I am unsure or unable to answer the question	6.76%	5
	Answered	74
	Skipped	1

The school helps me make good choices about my future education and career.

Response	Percentage	Count
Strongly Agree	47.30%	35
Agree	44.59%	33
Disagree	5.41%	4
Strongly Disagree	0.00%	0
I am unsure or unable to answer the question	2.70%	2
	Answered	74
	Skipped	1

If I have special learning needs the school does a good job to help me.

Response	Percentage	Count
Strongly Agree	31.08%	23
Agree	52.70%	39
Disagree	4.05%	3
Strongly Disagree	1.35%	1
I am unsure or unable to answer the question	10.81%	8
	Answered	74
	Skipped	1

The school is well led.

Response	Percentage	Count
Strongly Agree	42.47%	31
Agree	43.84%	32
Disagree	8.22%	6
Strongly Disagree	4.11%	3
I am unsure or unable to answer the question	1.37%	1
	Answered	73
	Skipped	2

The school has asked me about how it can improve.

Response	Percentage	Count
Strongly Agree	28.77%	21
Agree	56.16%	41
Disagree	2.74%	2
Strongly Disagree	4.11%	3
I am unsure or unable to answer the question	8.22%	6
	Answered	73
	Skipped	2

The school responds appropriately to my concerns.

Response	Percentage	Count
Strongly Agree	24.32%	18
Agree	59.46%	44
Disagree	6.76%	5
Strongly Disagree	2.70%	2
I am unsure or unable to answer the question	6.76%	5
	Answered	74
	Skipped	1

I receive regular reports on my progress, which include the next steps I need to take.

Response	Percentage	Count
Strongly Agree	26.03%	19
Agree	56.16%	41
Disagree	6.85%	5
Strongly Disagree	6.85%	5
I am unsure or unable to answer the question	4.11%	3
	Answered	73
	Skipped	2

I am given good opportunities to learn in the wider community.

Response	Percentage	Count
Strongly Agree	35.62%	26
Agree	50.68%	37
Disagree	4.11%	3
Strongly Disagree	0.00%	0
I am unsure or unable to answer the question	9.59%	7
	Answered	73
	Skipped	2

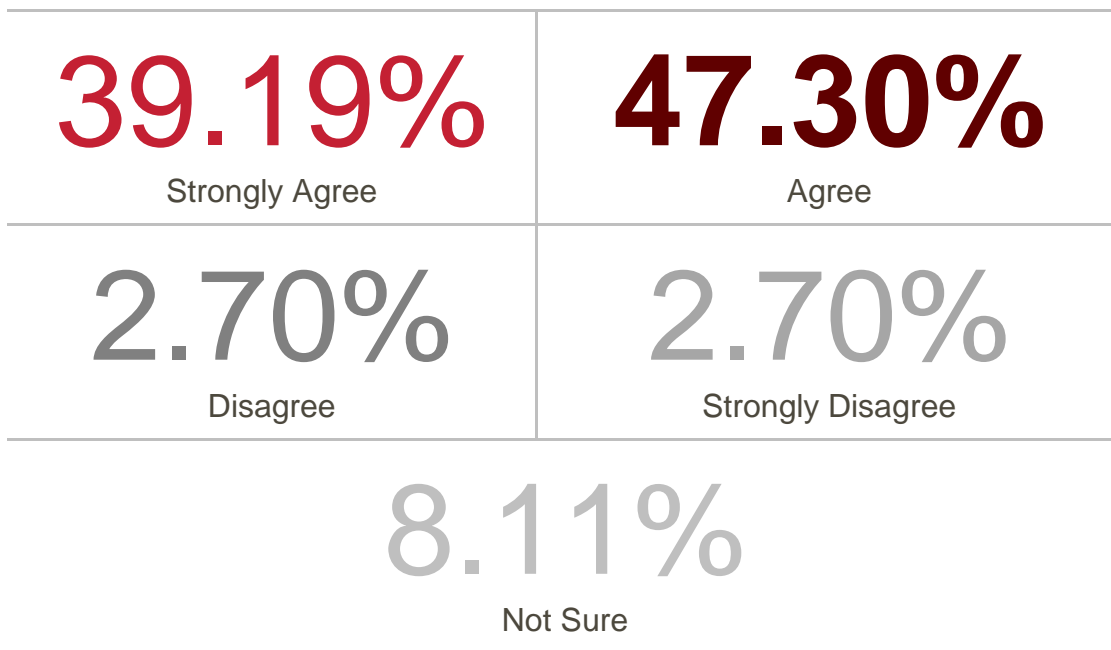
The school has appropriately qualified and suitably skilled teachers and staff.

Response	Percentage	Count
Strongly Agree	36.49%	27
Agree	44.59%	33
Disagree	6.76%	5
Strongly Disagree	2.70%	2
I am unsure or unable to answer the question	9.46%	7
	Answered	74
	Skipped	1

I have access to good quality resources for my learning.

Response	Percentage	Count
Strongly Agree	39.19%	29
Agree	47.30%	35
Disagree	1.35%	1
Strongly Disagree	1.35%	1
I am unsure or unable to answer the question	10.81%	8
	Answered	74
	Skipped	1

Overall, I am satisfied with the quality of education provided at this school.



Response	Count
Answered	74
Skipped	1

Who are we and what do we do?

The Office of Education Standards is part of the Portfolio of Civil Service within The Cayman Islands Government. Our function is to inspect early childhood care and education centres, public and private schools and report upon standards in all educational institutions in The Cayman Islands.

How to contact us

You can contact us using the following e-mail address.

adminOES@gov.ky

Where to read our reports?

Our reports are published regularly and are currently available on the Portfolio of Civil Service website. Please use the following link to read our latest publications.

www.pocs.gov.ky

